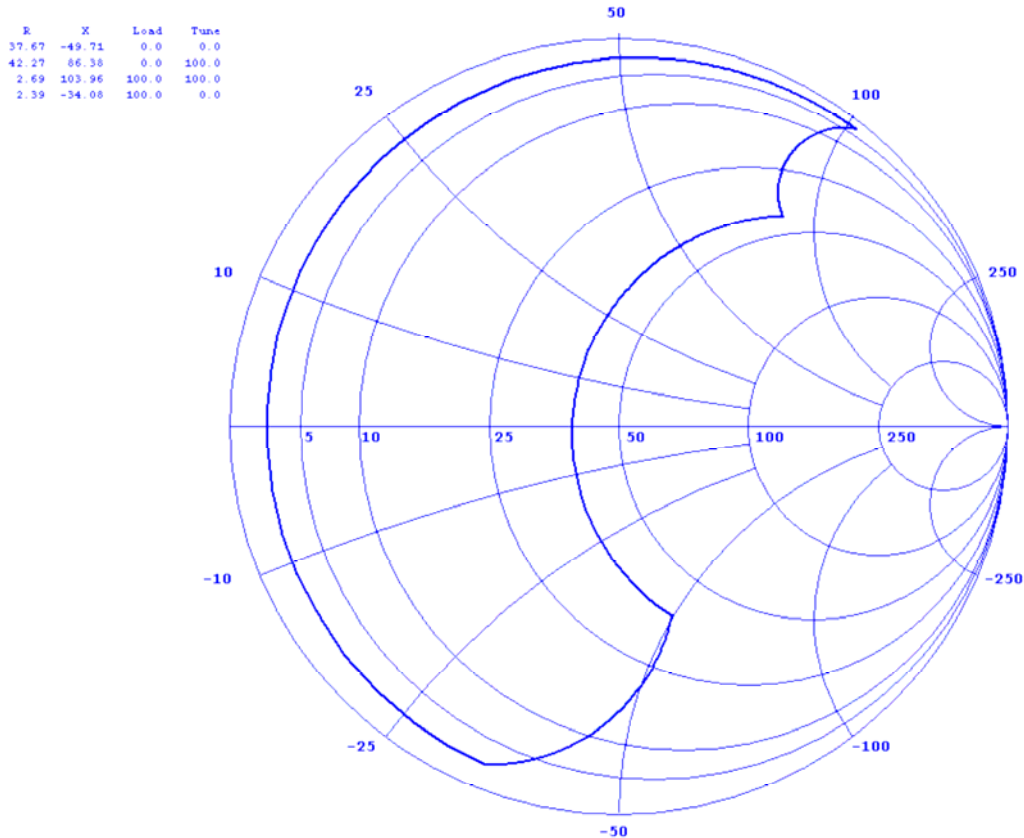


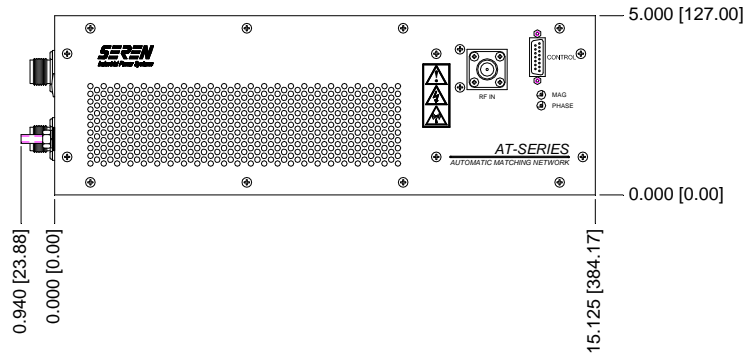
### AT3 Automatic Matching Network

Rated Power AT3 (Nominal)	300 Watts - Not to exceed 20 Amps @ 2.5KV
Frequency (specify when ordering)	1.7 - 40.68 MHz
Cooling	Air or Water - Load Dependent
RF Input Connector	Type "N" Female
RF Output Connection (specify when ordering)	RF Connector, Stud, Strap, Compression
Control Connector	15 Pin Female D-Sub
Probe(s)	DC Standard, Optional: Peak RF, Current
Compliance, Safety	CE
Dimensions - (L,W,H)	9.00" x 15.13" x 5.00" (22.86 x 38.43 x 12.7 cm)
Weight	10 lbs., (4.53kg)
Control Cable, 12'	9100000144
DC Probe/Preset Cable, 2'	9100050024

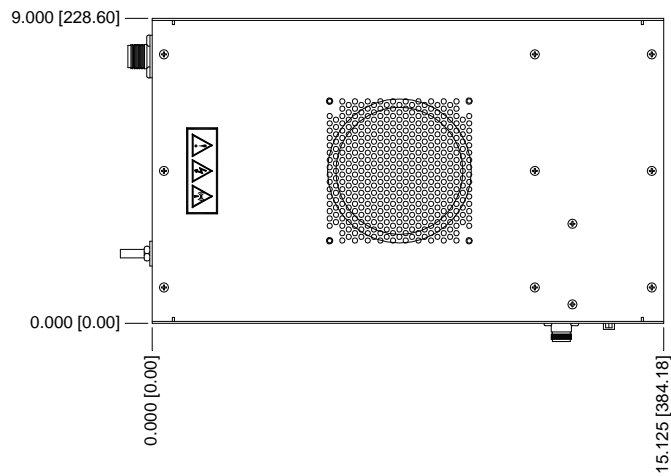
#### Tuning Range, Generic Non-Sputtering Configuration



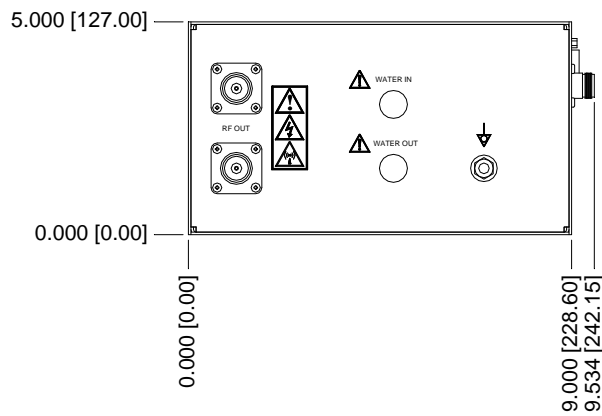
AT3 Physical Dimensions ( inch [mm] )



Side (Input) View



Top View



Rear (Output) View